


**VELAMMAL COLLEGE OF ENGINEERING AND TECHNOLOGY, VIRAGANOOOR**  
**BALANCE SHEET AS AT 31ST MARCH, 2024**

LIABILITY	Rs.	ASSET	Rs.
Capital Fund	18,06,67,731	Fixed Assets	18,46,68,073
Unsecured Loans	1,26,38,158	Advances & Deposits	11,06,17,637
Advance Received	1,37,60,000	Cash at Bank	22,28,166
Sundry Creditors	2,41,01,127		
Outstanding Liabilities	54,70,350		
Group Institutions	6,08,76,510		
	<b><u>29,75,13,876</u></b>		<b><u>29,75,13,876</u></b>

For **SELVAM & SUKU**  
 Chartered Accountants  
 Firm Reg.No.003701S


  
**S. MANIKANDAN**  
 Partner  
 M.No.237690



Place: Chennai  
 Date : 23-09-2024

For **VELAMMAL (CHENNAI) EDUCATIONAL TRUST**

  
**M.V.M. VELMOHAN**  
 Managing Trustee

  
**M.V.M. VELMURUGAN**  
 Trustee




**VELAMMAL COLLEGE OF ENGINEERING AND TECHNOLOGY, VIRAGANOOR**  
**INCOME AND EXPENDITURE ACCOUNT FOR THE YEAR ENDED 31ST MARCH, 2024**


EXPENDITURE	Rs.	INCOME	Rs.
To Advertisement	18,39,016	By Fees Collections	26,38,62,896
Bank Charges	94,148	Bank Interest Received	53,314
College Maintenance	1,89,27,942		
Electricity Charges	60,23,949		
ESI Contribution	7,03,692		
Hostel Mess/Canteen Expenses	1,83,18,029		
PF Contribution	50,04,878		
Postage & Courier Charges	18,243		
Printing & Stationery	94,84,566		
Professional Charges	38,624		
Rates & Taxes	22,57,172		
Repairs & Maintenance	29,27,718		
Salary & Benefits	11,15,02,739		
Sports & Programme Expenses	52,90,717		
Staff & Students Welfare	50,68,665		
Telephone & Internet Charges	11,77,174		
Vehicle Maintenance	1,31,45,526		
Travelling & Conveyance	8,53,303		
Depreciation	2,63,62,304		
Excess of Income Over Expenditure	3,48,77,806		
	<u>26,39,16,210</u>		<u>26,39,16,210</u>

For SELVAM & SUKU  
 Chartered Accountants  
 Firm Reg.No.003701S



For VELAMMAL (CHENNAI) EDUCATIONAL TRUST

  
**M.V.M. VEIMOHAN**  
 Managing Trustee

  
**M.V.M. VELMURUGAN**  
 Trustee

Place: Chennai  
 Date : 23-09-2024

**VELAMMAL COLLEGE OF ENGINEERING AND TECHNOLOGY, VIRAGANOOOR**  
**A.Y. 2024 - 2025**  
**SCHEDULES TO BALANCE SHEET**

	Rs.	Rs.
<b><u>CAPITAL FUND</u></b>		
Opening Balance as on 01.04.2023		Cr. 14,57,89,926
<b>Add:</b> Excess of Income over Expenditure		Cr. 3,48,77,806
Closing Balance as on 31.03.2024		Cr. <u>18,06,67,731</u>
<b><u>UNSECURED LOANS</u></b>		
<b><u>Credit Balances in Bank Accounts:</u></b>		
Indian Overseas Bank - A/c No.254502000001177		9,74,425
Indian Overseas Bank - A/c No. 254502000000007		90,44,049
Online Fees Collection IOB A/C No.7		1,10,000
<b><u>Velammal Educational Trust</u></b>		
- Velammal Vidyalaya - Madurai		25,09,684
		<u>1,26,38,158</u>
<b><u>ADVANCE RECEIVED</u></b>		
Advance Registration Fees		19,000
Caution Deposit		1,27,37,000
Hostel Deposit		10,04,000
		<u>1,37,60,000</u>
<b><u>OUTSTANDING LIABILITIES</u></b>		
TDS on Contractors	1,56,093	
TDS on Purchase	5,154	
TDS on Salary	<u>8,16,695</u>	9,77,942
ESI Payable		73,889
PF Payable		8,37,322
Professional Tax		3,36,550
Education Loan Fees Refund 2023-24		46,100
Retention Value (With Held)		31,98,547
		<u>54,70,350</u>
<b><u>GROUP INSTITUTIONS</u></b>		
Velammal (Chennai) Educational Trust		(28,895)
Velammal Matric Hr. Sec. School - Main		(5,29,67,944)
Velammal Vidyalaya - Viraganoor		(12,30,92,296)
Velammal Vidyalaya - West Mogappair		1,15,63,952
Velammal Vidyalaya, Alapakkam		50,00,000
Velammal Vidyalaya, Annexure		25,00,000
Velammal Vidyalaya - Ayanambakkam		19,14,454
Velammal Kids - TSK Nagar		25,00,000
Velammal Vidyalaya - Karur		8,18,055
Velammal Vidyalaya - Paruthipattu		50,00,000
Velammal Matric Hr. Sec. School - Viraganoor		20,76,69,183
		<u>6,08,76,510</u>



Handwritten signature



**VELAMMAL COLLEGE OF ENGINEERING AND TECHNOLOGY, VIRAGANOOR**

**A.Y. 2024 - 2025**

**SCHEDULES TO BALANCE SHEET**

**ADVANCES & DEPOSITS(ASSETS)**

**Velammal (Madurai) Educational Trust:**

	Rs.	Rs.
- Solar Energy Project	(43,06,502)	
- Velammal Global School	29,00,000	
- Velammal Medical College Hospital & Research Institute	3,92,58,764	3,78,52,262

**Veeramakali Memorial Welfare Trust:**

- Velammal Matric School - Theni	(26,09,305)	
- Velammal Matric Hr. Sec. School - Thirupuvanam	(5,66,378)	
- Velammal Residential School	1,91,33,622	
- Velammal Vidyalaya - Theni	13,81,234	1,73,39,173

**Fees Receivables**

Amenities Fees	4,05,400	
Boarding & Lodging Fees	11,30,400	
Exam Fees	99,800	
Fees Receivables from DOTE	1,35,000	
Fees Receivables from PMSS	61,04,200	
Tuition Fees	4,20,000	
Transport Fees	2,86,250	
Other Fees & Activities	2,66,500	88,47,550

**Ramana Educational Trust**

- Velammal Vidhyashram - Mambakkam		56,00,000
C. Kasi		19,970
Electricity Deposit		18,18,244
Security Deposit AICTE		15,00,000
Staff Loans & Advances		39,65,000
Velammal Hotels & Resorts LLP		3,15,00,000


**Advance given to Suppliers:**

Shri Vishnu Engineering	5,30,438	
Shastha Electricals	1,95,000	
P.K.Aluminium Fabricators	10,00,000	
Enthu Technology Solutions India Pvt. Ltd.,	4,50,000	21,75,438
		<u>11,06,17,637</u>

**CASH AT BANK**

**In Current A/C**

Indian Overseas Bank - A/c No.254501000001180		5,80,162
Indian Overseas Bank - A/c No.254501000003456		2,41,000
Indian Overseas Bank - A/c No.254501000007284		2,03,017
Indian Overseas Bank - A/c No.254501000009100		3,71,675
Indian Overseas Bank - A/c No. 254501000016000		3,81,652
Indian Overseas Bank - A/c No.254501000016427		3,60,095
Indian Overseas Bank - A/c No.254502000000085		31,633
Indian Overseas Bank - A/c No.254502000000101		57,605
Union Bank of India - A/C No.177712010000510		309
Union Bank of India - A/C No.177712010000842		1,018
		<u>22,28,166</u>



**VELAMMAL COLLEGE OF ENGINEERING AND TECHNOLOGY, VIRAGANOOR**

**A.Y.2024 - 2025**

**SCHEDULES TO BALANCE SHEET**

<b>SUNDRY CREDITORS</b>	<b>Rs.</b>
A.Selvin Raja (News Paper)	1,327
C.Kasi (Garlands and Flowers)	1,200
Classic Engineering (STP Maintenance)	39,440
EMC Services (Housekeeping)	4,42,562
Golden Decorators	4,773
Hitech India Associates	23,364
Jaimuruga Bharat Gas	2,23,100
J.N.Wood Industries	8,125
Kannappa Motors (Diesel Charges)	3,77,712
K.C.Rajkumar Store (Groceries)	5,51,893
KSL Media Limited	37,080
K.Sugumar Engineering Contractor	5,841
KTV Health Food Pvt Ltd (Oil)	2,37,878
KVM Agro Farms (Coconut & Vegetables)	90,330
Learn-Vel Private Limited	50,89,329
Mega Builders	1,95,115
Oasis International (Ticket booking)	1,20,112
Pearl Printers & Publishers Pvt Ltd	1,01,43,575
Periyanchiyaar Infra Private Ltd	52,911
Ponmalar Traders ( Egg )	39,345
P.S.Subbiah (Vegetables)	2,70,710
S.M.A.A. Structures- T.Abdul Latheef	49,436
Sree Balajee Enterprises (Stationery)	5,500
Sri Jayamurugan Printerss (R. Balashanmugam)	5,400
Sri Subam Press (Printing )	8,740
Star Colours	5,01,349
ST Courier	1,045
Subbiah Food Services (Milk)	2,17,900
Sujith Enterprises	2,50,134
Supernova Chemicals (Cleaning Material)	34,918
Supreme Electro Controls	13,842
Swan Scientific Supplies (Lab Consumable)	26,051
THG Publishing Private Limited	1,817
Unikans	7,42,209
Unikans Builders and Promoters Private Limited	11,21,881
Velammal Hotels & Resorts LLP (Bread)	22,400
VE School Solutions	26,30,440
Vijai Auto Store (Spares & Accessories)	1,320
Visual Focus	1,77,500
V.M.Amirthammal Rice Mill (Rice)	2,14,650
Winner Sports Wears	92,728
Yogesh Studio & Video K.Mohan	26,145
	<u>2,41,01,127</u>



*(Handwritten signature)*



**VELAMMAL COLLEGE OF ENGINEERING AND TECHNOLOGY, VIRAGANOOR**

**A.Y.2024 - 2025**

**SCHEDULES TO INCOME & EXPENDITURE**

	Rs.
<b><u>BANK INTEREST RECEIVED</u></b>	
Bank Interest	53,314
	<u>53,314</u>
<b><u>COLLEGE MAINTENANCE</u></b>	
Academic Council	64,531
Affiliation, Accrediation & Inspection Charges	32,46,509
AICTE & Autonomous Fees	41,000
Building Insurance	4,45,058
Cleaning Maintenance	48,21,539
Examination Expenses	41,77,921
Garden Maintenance	13,13,680
General Expenses	47,552
Generator Maintenance	10,88,739
Lab Expenses and Consumables	6,10,322
Meeting Expenses	2,18,621
Membership & Subscription	14,82,178
NBA/DAC Expenses	59,115
Office Maintenance	1,41,936
Project Expenses	53,163
Registration Charges	10,07,678
Regulation, Curriculum and Syllabus Fee	1,08,400
	<u>1,89,27,942</u>
<b><u>HOSTEL MESS/ CANTEEN EXPENSES</u></b>	
Canteen Expenses	68,75,853
Mess Expenses	83,19,501
Salary & Benefits	31,14,676
Labour License Renewal	5,000
Labour Welfare Fund	3,000
	<u>1,83,18,029</u>



*(Handwritten signature)*

**VELAMMAL COLLEGE OF ENGINEERING AND TECHNOLOGY, VIRAGANOOR**

**A.Y.2024 - 2025**

**SCHEDULES TO INCOME & EXPENDITURE**

	Rs.
<b><u>PF CONTRIBUTION</u></b>	
PF Admin Charges	1,94,786
PF Employer Contribution	46,07,724
PF E.D.L.I Charges	1,92,026
Interest Charges	10,342
	<u>50,04,878</u>
<b><u>PRINTING AND STATIONERY</u></b>	
Printing Charges	57,59,675
Stationery Charges	37,24,891
	<u>94,84,566</u>
<b><u>REPAIRS &amp; MAINTENANCE</u></b>	
Building Maintenance	13,06,454
Computer Maintenance	5,45,675
Electrical Maintenance	3,01,978
Furniture Maintenance	1,200
Plumbing Maintenance	4,360
Printer Maintenance	8,300
Repairs & Maintenance	1,49,414
RO Plant Maintenance	80,122
STP Maintenance	2,36,389
UPS Maintenance	2,64,208
Xerox Maintenance	29,618
	<u>29,27,718</u>
<b><u>SALARY &amp; BENEFITS</u></b>	
Salary - Teaching Staff	8,20,30,210
Salary - Non Teaching Staff	2,94,72,529
	<u>11,15,02,739</u>
<b><u>STAFF &amp; STUDENT WELFARE</u></b>	
Staff & Student Welfare	12,67,020
Placement Expenses	33,958
Medical Expenses	24,421
Student Activities	11,33,602
Uniform Expenses	26,09,664
	<u>50,68,665</u>



**VELAMMAL COLLEGE OF ENGINEERING AND TECHNOLOGY, VIRAGANOOR**

**A.Y.2024 - 2025**

**SCHEDULES TO INCOME & EXPENDITURE**

**TELEPHONE & INTERNET CHARGES**

Internet Charges

Telephone Charges

Rs.

10,57,492

1,19,681

11,77,174

**VEHICLE MAINTENANCE**

General Expenses

Halt Allowance Transport Staff

Labour Welfare Fund (Transport)

Salary -Transport Staff(Conductor)

Salary -Transport Staff(Drivers)

Uniform Expenses (Transport)

Vehicle Maintenance

81,657

85,200

2,400

17,75,002

34,86,251

3,57,626

73,57,390

1,31,45,526



A large, stylized handwritten signature in black ink, consisting of several sweeping lines.



**VELAMMAL COLLEGE OF ENGINEERING AND TECHNOLOGY, VIRAGANOOOR**

**A.Y.2024 - 2025**

**In Rs.**

FIXED ASSETS Particulars	WDV as on 01.04.2023	Additions		Total	Depreciation	WDV as on 31.03.2024
		Upto 180 Days	After 180 Days			
<b>Block-A - 10%</b>						
Building	12,58,71,820	94,08,832	30,46,901	13,83,27,553	1,36,80,410	12,46,47,143
Building Interiors	37,86,198	(37,86,198)	-	-	-	-
Electrical Fittings	1,07,40,247	6,70,053	1,75,040	1,15,85,340	11,49,782	1,04,35,558
Furniture & Fittings	1,83,35,952	17,35,209	23,17,250	2,23,88,411	21,22,979	2,02,65,432
<b>Total of Block-A</b>	<b>15,87,34,217</b>	<b>80,27,896</b>	<b>55,39,191</b>	<b>17,23,01,304</b>	<b>1,69,53,171</b>	<b>15,53,48,133</b>
<b>Block-B - 15%</b>						
Airconditioner	45,55,244	-	-	45,55,244	6,83,287	38,71,957
Ambulance	1,93,582	-	-	1,93,582	29,037	1,64,545
Bus	26,02,785	-	-	26,02,785	3,90,418	22,12,367
Car	16,22,609	-	-	16,22,609	2,43,391	13,79,218
CCTV	18,09,390	-	-	18,09,390	2,71,409	15,37,981
Fire Alarm & Fire Extinguisher	8,244	-	-	8,244	1,237	7,007
Generator	1,82,828	-	-	1,82,828	27,424	1,55,404
Instruments Fitting	3,078	-	-	3,078	462	2,616
Kitchen Equipment	8,78,191	-	-	8,78,191	1,31,729	7,46,462
Lab Equipments	83,94,929	7,19,470	-	91,14,399	13,67,160	77,47,239
LCD Projector	10,21,759	-	1,18,500	11,40,259	1,62,151	9,78,108
Name Board	3,82,500	-	-	3,82,500	57,375	3,25,125
Office Equipment	2,06,861	-	12,650	2,19,511	31,978	1,87,533
Printer	-	38,500	-	38,500	5,775	32,725
RO Plant	1,89,953	-	-	1,89,953	28,493	1,61,460



*(Handwritten Signature)*

**VELAMMAL COLLEGE OF ENGINEERING AND TECHNOLOGY, VIRAGANOOR**  
**A.Y.2024 - 2025**

FIXED ASSETS Particulars	WDV as on 01.04.2023	Additions		Total	Depreciation	WDV as on 31.03.2024
		Upto 180 Days	After 180 Days			
Sports Equipment	1,92,918	-	-	1,92,918	28,938	1,63,980
Sundry Assets	41,137	-	-	41,137	6,171	34,966
Swiping machine	3,129	-	-	3,129	469	2,660
T.V.S. 50	3,325	-	-	3,325	499	2,826
Tanker	1,49,318	-	-	1,49,318	22,398	1,26,920
UPS	3,27,600	2,48,568	-	5,76,168	86,425	4,89,743
Water Cooler	88,539	-	-	88,539	13,281	75,258
Water Tretment Plan	73,530	-	-	73,530	11,030	62,500
Xerox Machines	2,21,513	-	-	2,21,513	33,227	1,88,286
<b>Total of Block-B</b>	<b>2,31,52,962</b>	<b>10,06,538</b>	<b>1,31,150</b>	<b>2,42,90,650</b>	<b>36,33,764</b>	<b>2,06,56,886</b>
<b>Block-C - 40%</b>						
Computer & Accessories	97,74,776	10,41,000	-	1,08,15,776	43,26,310	64,89,466
Computer Software	20,58,054	-	-	20,58,054	8,23,222	12,34,832
Library Books	14,47,608	1,16,985	-	15,64,593	6,25,837	9,38,756
<b>Total of Block-C</b>	<b>1,32,80,438</b>	<b>11,57,985</b>	<b>-</b>	<b>1,44,38,423</b>	<b>57,75,369</b>	<b>86,63,054</b>
<b>Total of Block-A, B, &amp; C</b>	<b>19,51,67,617</b>	<b>1,01,92,419</b>	<b>56,70,341</b>	<b>21,10,30,377</b>	<b>2,63,62,304</b>	<b>18,46,68,073</b>



*(Handwritten signature)*